



District Report Card: 2017


State: Chhattisgarh	District: Balod
Class: 5	Subject: Language
Schools: 60	Students: 988


Participation/Coverage


Students

GENDER 	Boys		Girls	
	Number	%	Number	%
	473	47.87	515	52.13

AREA 	Rural		Urban	
	Number	%	Number	%
	912	92.31	76	7.69

CATEGORY 	SC		ST		OBC		GEN	
	Number	%	Number	%	Number	%	Number	%
	102	10.32	297	30.06	587	59.41	2	0.20

CWSN 	LD	VI	HI	S&LD	ID	Oth
	3	0	0	1	2	2

Management 	Government		Government-aided	
	Number	%	Number	%
	958	96.96	30	3.04

Average Performance of Students in Language (%)

Overall	Gender		Area		Management		Social Group			
	Male	Female	Rural	Urban	Govt.	Aided	SC	ST	OBC	GEN
57.23	55.83	58.52	57.70	51.58	57.61	45.11	54.05	55.17	58.78	70.00

Performance on Learning Outcomes (LOs)

Learning Outcomes	Description	Average Performance(%)
L504	Reads and comprehends independently storybooks, news items/ headlines, advertisements etc.	57.69
L508	Reads text with comprehension, locates details and sequence of events	57.00

Range of Performance of Students who Answered Correctly							
Below 30%		30% - 50%		50% - 75%		Above 75%	
Number	%	Number	%	Number	%	Number	%
109	11.03	249	25.20	434	43.93	196	19.84

Lowest Performing Learning Outcomes (LOs)

- 1 - Reads text with comprehension, locates details and sequence of events (57.00)
- 2 - Reads and comprehends independently storybooks, news items/ headlines, advertisements etc. (57.69)